



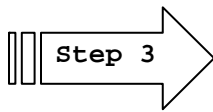
How to find a Medical Provider on www.CIGNA.com



Enter www.CIGNA.com in the web address line on your browser.



Click on Provider Directory on the left side of the page.



Under “What type of Provider are you looking for”, choose the type of provider you are searching for (Physician, Dentist, etc.)



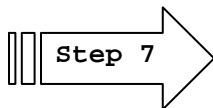
(Optional) – Enter physician’s last name/spoken language/gender



Enter the town and state or zip code of the physician’s office location.



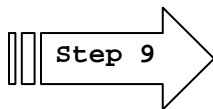
Choose a mile radius for your search (5 miles, 10 miles, etc.)



Click Next...



Under “What type of Plan do you have”, choose “**OPEN ACCESS PLUS ONLY**”



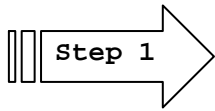
Under “What are you looking for”, choose either Primary Care Physician or Specialist. If choosing Specialist, locate the physician’s specialty in the drop down menu.



Click Search



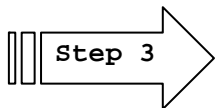
How to find a CIGNA Vision Provider for Routine Eye Care on www.CIGNA.com



Enter www.CIGNA.com in the web address line on your browser.



Click on **CIGNA Vision** on the left side of the page



Click on **Find a CIGNA Vision Health Care Professional** at the bottom of the Customer Sign-On box. Note: You do not need to sign-on to search for a CIGNA Vision provider.



Search using any of three convenient search methods:

Address Search:

Enter Street, City, State and Zip Code or City and State or Zip Code

Additional search options:

Select Language preference

Select Yes or No for extended hours

Additional Services – check the applicable boxes

Indicate how to display results:

List Locations Only

or

List and map locations

Click on Submit

Name Search:

Enter Last Name of professional (First Name is optional)

Enter State

Click on Submit

Office Name Search:

Enter the Office Name

Enter the State

Click on Submit